

**MYSEVIS
FREE
.COM**



USER Guide



To use this portal to make your I-901 Fee payment, please visit www.mysevisfee.com main page and click on the **ORDER NOW** tab. This will take you to the next page where you will then be able to complete the new user registration process.

SEVIS Fee Payment | Professional x +

https://www.mysevisfee.com/login.php

MYSEVISFEE.com

HOME ABOUT MYSEVISFEE SIGN UP SERVICE CONTACT

Login

Login To Access Your Account

Email:

Password:

Security code:

☐ I am human

hCaptcha
Privacy - Terms

LOGIN

[Forgot Password?](#)

New To Mysevisfee? [Sign Up](#)

FOR A NEW USER, THE SIGN UP LINK IS WHAT YOU NEED. Click on the “Sign Up” link just after the *New to Mysevisfee?*

SEVIS Fee Payment | Professional x +

https://www.mysevisfee.com/register.php

MYSEVIS FEE .COM

HOME ABOUT MYSEVISFEE SIGN UP SERVICE CONTACT

About You

First Name: *

Last Name: *

Gender: *

--- Select one ---

Address 1: *

Address 2:

City: *

Post Code: *

State: *

Date of Birth

Month Day Years

Country: *

--- Select Country ---

You will need this information to log onto your MYSEVIS account. Please keep a record of it.

E-Mail: *

Password: *

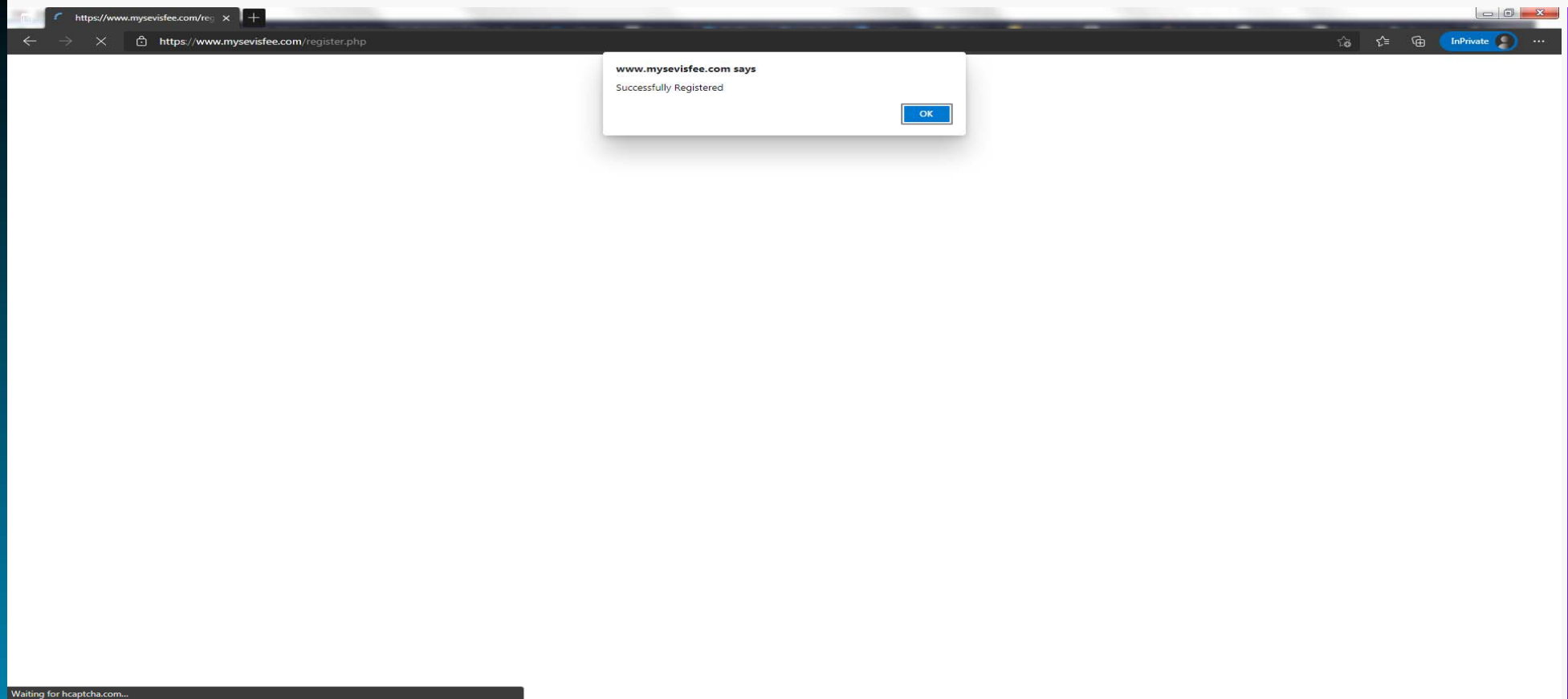
Verify Password: *

☐ I am human

hCaptcha Privacy - Terms

SUBMIT RESET

COMPLETE THE BASIC USER INFORMATION AND SUBMIT. YOU WILL BE DIRECTED TO THE VERIFICATION PAGE.



THIS SHOWS THAT YOUR STEP 1 OF THE USER REGISTRATION IS COMPLETE. YOU WILL RECEIVE AN EMAIL WITH YOUR VERIFICATION CODE SHORTLY.

SEVIS Fee Payment | Professional x +

https://www.mysevisfee.com/verifynew.php

MYSEVIS FEE .com

HOME ABOUT MYSEVISFEE SIGN UP SERVICE CONTACT

Verify Your Account

Enter the verification code from your email into the space below to complete the registration process.

Verification Code:

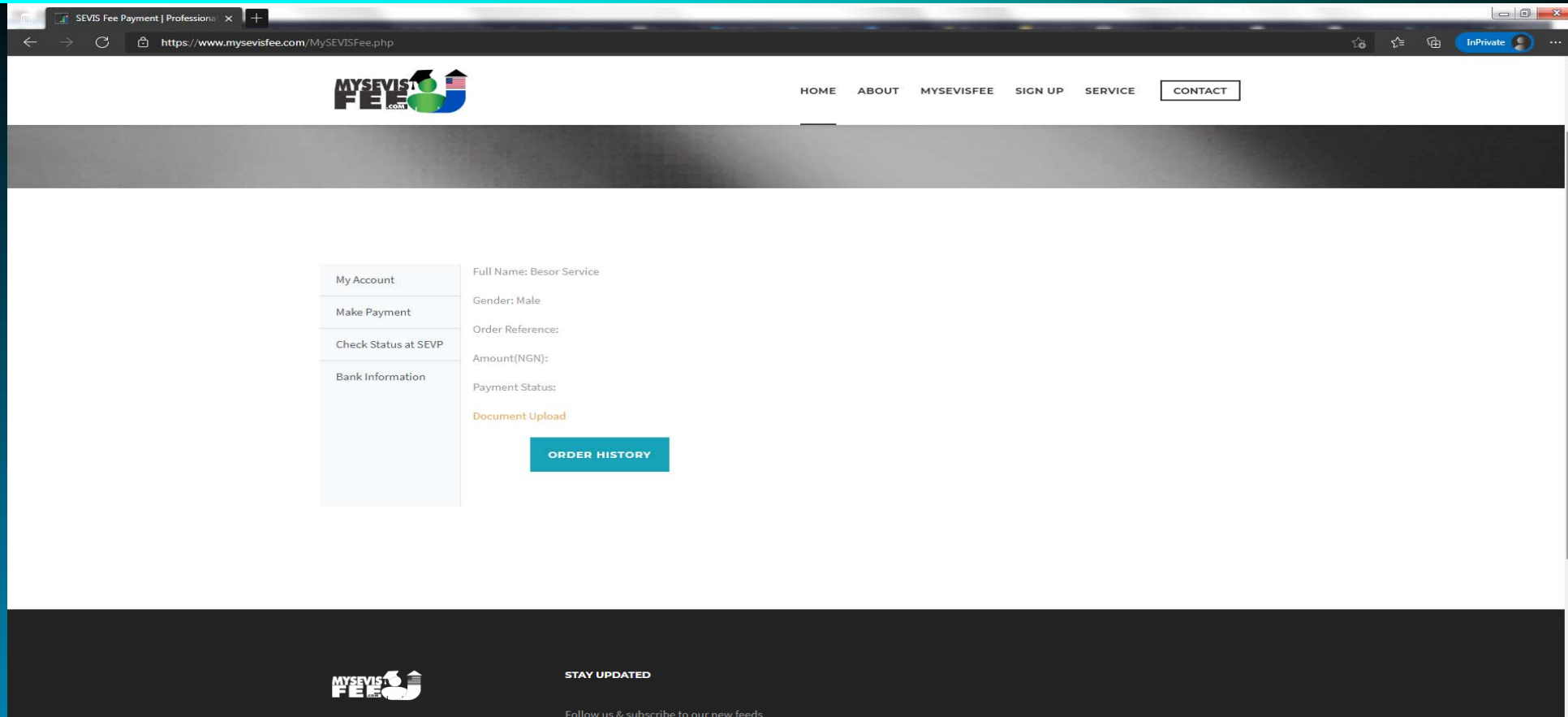
VERIFY MY ACCOUNT

MYSEVIS FEE .com

STAY UPDATED

Follow us & subscribe to our new feeds

**PLEASE INPUT THE VERIFICATION CODE SENT TO YOUR EMAIL AND
CLICK ON
“Verify My Account”.**



YOUR ACCOUNT IS NOW VERIFIED.

WELCOME TO [MySEVISFee.com](https://www.mysevisfee.com)

TO MAKE YOUR ORDER, PLEASE CLICK ON “MAKE PAYMENT”.

SEVIS Fee Payment | Professional x +
https://www.mysevisfee.com/index.php

MYSEVIS FEE .com

HOME ABOUT MYSEVISFEE SIGN UP SERVICE CONTACT

SEVIS Fee Payment Solutions

Welcome to MySEVISFee professional payment support service for F/M/J visa applicants. We are a professional service that assists U.S.A bound students and exchange visitors make their I-901 payment. Individuals in many countries around the world lack access to affordable financial services that allow them to fulfill SEVIS designated payment options. MySEVISFee.com does not represent the U.S. Immigration and Customs Enforcement (ICE) or the Department of Homeland Security (DHS). We assist intending students and exchange visitors to the U.S.A. make their SEVIS fee payment in an efficient, fast and affordable manner.

Make Your SEVIS Fee Payment Now!
Extremely fast processing in your local currency.

--Select Fee Option--

--Select Fee Option--
Non-Immigrant Students on F-1/M-1 Visa
Au Pair/Camp Counselors/Summer Work & Travel Program on J-1 Visa
Exchange Visitors – Intern/Trainee

GET STARTED

MYSEVIS FEE .com

STAY UPDATED

We are a professional service that assists U.S.A. bound students and exchange visitors make their I-901 payment.

Follow us & subscribe to our new feeds online!

f

↑

THE MAKE PAYMENT LINK WILL REDIRECT YOU TO THE USER START PAGE. SELECT YOUR VISA CATEGORY AND CLICK ON THE “GO” BUTTON.

SEVIS Fee Payment | Professional x +

https://www.mysevisfee.com/i-901.php

MYSEVIS FEE .com

HOME ABOUT MYSEVISFEE SIGN UP SERVICE CONTACT

1 Applicant Details 2 Fee Details

Applicant Details

Last Name (Surname): *

First Name (Given Name): *

Middle Name:

Street Address /P.O. Box: * Apartment Number: *

Street Address /P.O. Box:

City (Province): * State (Province): *

Country of Birth: *

Zip Code/Postal Code: * Date of Birth: Month Day Years

Gender(Select one): --- Select one ---

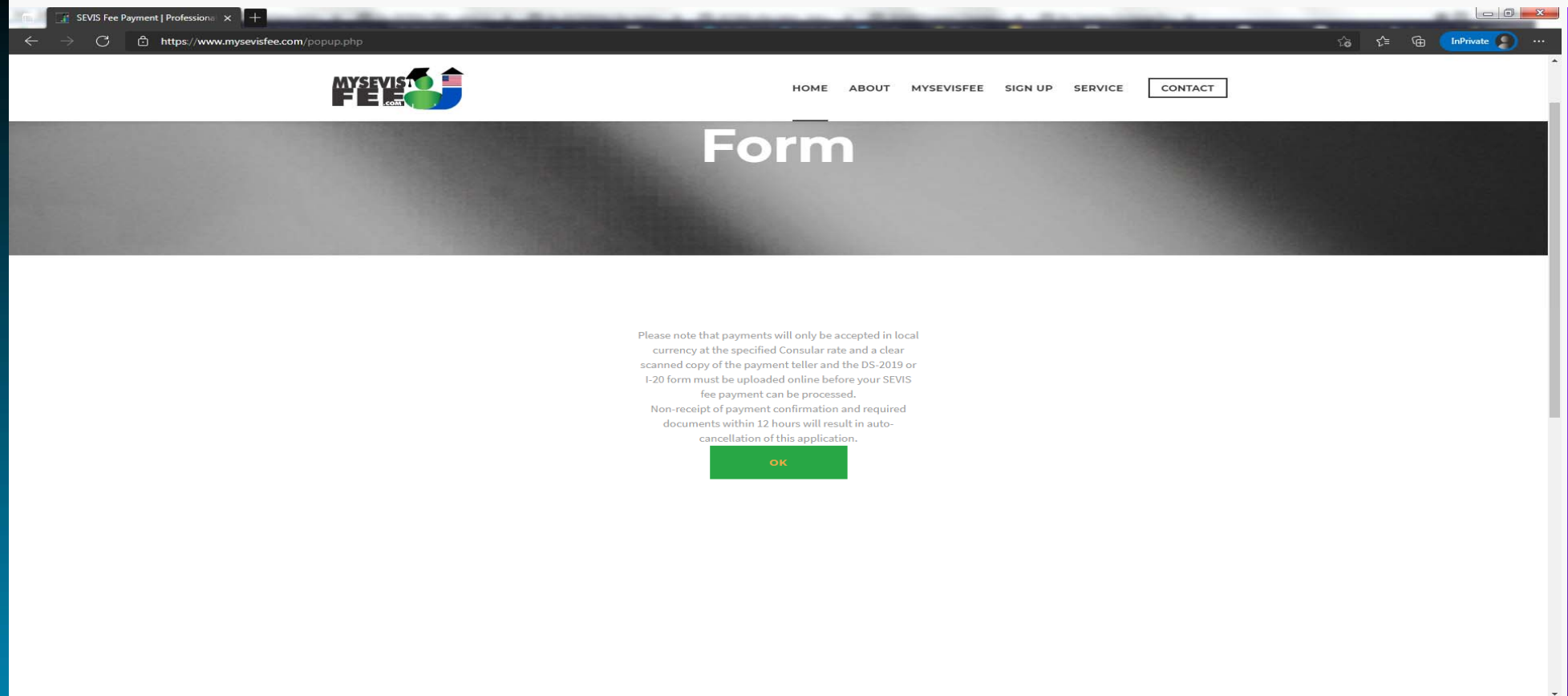
City (Province) of Birth: *

Country of Birth: *

Country of Citizenship: *

NEXT

**COMPLETE THE I-901 PAYMENT FORM WITH THE CORRECT DETAILS
AND OTHER RELEVANT STUDENT INFORMATION AS PROVIDED ON
YOUR FORM I-20 or DS-2019.
CLICK SUBMIT TO PROCEED.**



**ON SUBMISSION, AN IMPORTANT POP-UP WITH RELEVANT ORDER
NOTICE WILL DISPLAY ADVISING YOU OF THE CONDITIONS.
CLICK OK TO PROCEED.**

SEVIS Fee Payment | Professional x +

← → ↻ https://www.mysevisfee.com/payment.php

MYSEVISFEE.com


HOME ABOUT MYSEVISFEE SIGN UP SERVICE CONTACT


SEVIS Fee Payment

Please review the summary of fees outlined below, and then proceeds to submit payment. Fee Summary:

Payment Category	SEVP Fee	MySEVISFee.com Fee	Amount in Local currency
Non-Immigrant Students on F-1/M-1 Visa	\$350	\$ 75	204,000.00 (NGN)

Select Payment Method:

☐ 

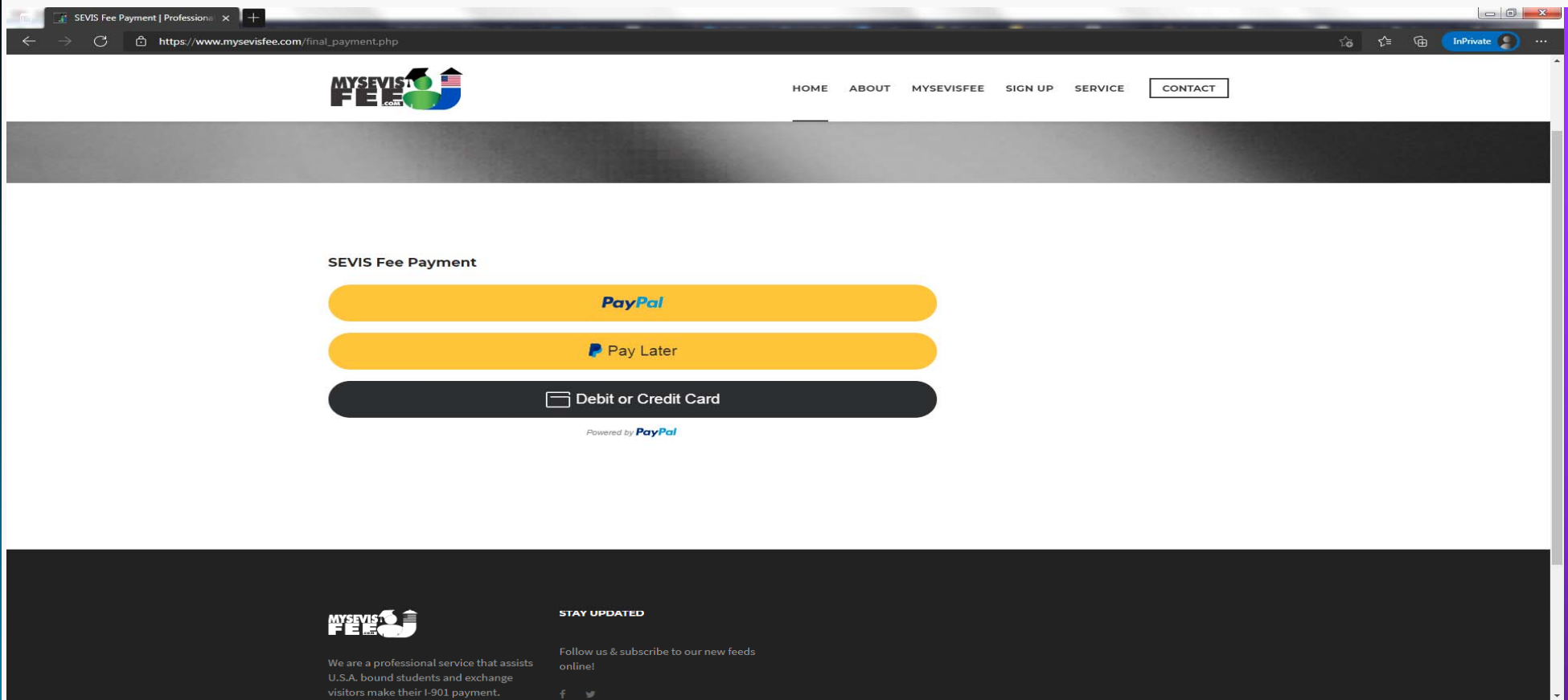
☐ 
VISA Mastercard AMEX DISCOVER
Powered by PayPal

☐ I have read and accept the MySEVISFee.com [Terms and Conditions](#) and acknowledge receipt of the MySEVISFee.com [Privacy Policy](#). I certify that the information I am submitting is accurate and that all documents I will be sending to process my payment are genuine.

SUBMIT

**FEES IN LOCAL CURRENCY BASED ON PREVAILING EXCHANGE RATE.
SELECT YOUR PREFERRED PAYMENT OPTION AND CLICK SUBMIT TO
COMPLETE YOUR ORDER.**

YOU MAY USE EITHER **BANK DEPOSIT OR **DEBIT CARD/PAYPAL** PAYMENT
OPTIONS.**



IF YOU HAVE PAYPAL ACCOUNT, CLICK ON THE PAYPAL ICON TO LOGIN. HOWEVER IF YOU PREFER TO USE YOUR DEBIT/CREDIT CARD, YOU MAY SELECT THE OPTION. YOU ARE NOT REQUIRED TO HAVE A PAYPAL ACCOUNT TO USE A DEBIT/CREDIT CARD FOR PAYMENT.

The screenshot shows a web browser window with the URL https://www.mysevisfee.com/final_payment.php. The page features the MYSEVISFEE.com logo and a navigation menu with links: HOME, ABOUT, MYSEVISFEE, SIGN UP, SERVICE, and CONTACT. A dark button labeled "Debit or Credit Card" is prominently displayed. Below this, a payment form is shown with a close icon (X) at the top right. The form includes input fields for "Card number", "Expires", and "CSC". A "Billing address" section is preceded by a dropdown menu showing a US flag. This section contains fields for "First name", "Last name", "Street address", "Apt., ste., bldg.", "City", "State" (with a dropdown arrow), "ZIP code", "Mobile +1", and "Email". A checkbox labeled "Ship to billing address" is checked. At the bottom of the form is a blue "Pay Now" button.

SEVIS Fee Payment | Professional

https://www.mysevisfee.com/final_payment.php

MYSEVISFEE.com


HOME ABOUT MYSEVISFEE SIGN UP SERVICE CONTACT

Debit or Credit Card

X

Card number

Expires CSC

Billing address  ▼

First name Last name

Street address

Apt., ste., bldg.

City

State ▼

ZIP code

Mobile +1

Email

☒ Ship to billing address

Pay Now

IF YOU CLICKED ON DEBIT CARD TAB, THE CARD PAYMENT FORM WILL LOAD. KINDLY INPUT YOUR CARD DETAILS, SELECT YOUR BILLING ADDRESS (BASED ON YOUR NATIONALITY) AND CLICK ON “PAY NOW” TO COMPLETE THE PAYMENT PROCESS.



Your Sevis Order Confirmation

Dear Besor Service

Thank you for using MySEVISFee.com to process your SEVP I-901 Payment and choosing the Direct Bank deposit payment option.

Your order has been received and its review is pending until we confirm the receipt of your relevant fees and support documents. Your reference number is E5A5E3.

To proceed, please pay the specified amount to our Bank Accounts (details available from the "Bank Information" tab on your profile) then scan and upload your payment teller and the I-20 Form (for F-1/M-1 visa) OR the DS 2019 Form (for J-1 visa) in CLEAR COPIES ONLY from the document upload link on your profile.

Payment should be made to the designated account within 24 hours of your order to avoid auto-cancellation of the order.

Your I-901 payment will be forwarded to the Student/Exchange Visitor Processing (SEVP) Office for processing within 12 hours of receipt of these documents and confirmation of your payment.

You will however be able to track and print the SEVIS Fee receipt online from the SEVP website at (<https://www.mysevisfee.com/checkstatus>) after the official stipulated period.

Thank you as we look forward to processing your SEVIS Fee.

Regards,
MySEVISFee Processing Team

[Continue](#)

YOUR ORDER IS NOW COMPLETE

SEVIS Fee Payment | Professional x +

https://www.mysevisfee.com/upload.php

MYSEVIS FEE

HOME ABOUT MYSEVISFEE SIGN UP SERVICE CONTACT

My Account Details

My Account	Upload DS-2012/I-20/Teller
Make Payment	I-20 File Upload(Form I-20): <input type="button" value="Choose File"/> No file chosen <input type="button" value="Add file"/> <input type="button" value="Submit"/>
Check Status at SEVP	
Bank Information	

#	Filename	Type	Action
---	----------	------	--------

FOR BANK PAYMENTS, CLICK ON “BANK INFORMATION” FOR ACCOUNT DETAILS.

AFTER PAYMENT, UPLOAD YOUR TELLER/TRANSFER CONFIRMATION AND 1ST PAGE OF YOUR FORM I-20 or DS-2019.

Department of Homeland Security x +
https://www.fmjfee.com/i901fee/index.html
Official Website of the Department of Homeland Security
(US) 1-703-603-3400 fmjfee.sevis@ice.dhs.gov OMB 1653-0034 (Expires 07/31/2022)

U.S. Immigration and Customs Enforcement **I-901 Fee** PAY I-901 FEE CHECK I-901 STATUS HOME NEWS HELP

CHECK I-901 STATUS

Enter the following information exactly as it appears on your Form I-20 or DS-2019.
*** Indicates that the information is required

SEVIS ID *

Last Name *

Date of Birth * / /

CHECK STATUS / VIEW PAYMENT CONFIRMATION

Attention!

To check the status of an existing I-901 Fee or to print your I-901 Payment Confirmation, please enter the information requested and click the 'Check I-901 Status/Print Payment Confirmation' button.

To request an I-901 Fee Transfer, please enter the information as requested. If there is a valid fee payment on the record, a request transfer button will appear next to the print confirmation button.

***Please note that while you may be permitted to submit an I-901 Fee Transfer Request, it is not a guarantee for approval. All current I-901 Fee Transfer regulations still apply and will be used in the decision making process. For more information on I-901 Fee Transfer eligibility, please visit the [I-901 SEVIS Fee Frequently Asked Question page on ICE.gov/SEVP](#).

If you have any questions about this information, please email fmjfee.sevis@ice.dhs.gov.

U.S. Immigration and Customs Enforcement | Homeland Security

**YOUR PAYMENT WILL BE PROCESSED NO LATER THAN 48 HOURS.
EXCLUDING HOLIDAYS AND WEEKEND.**

**YOU MAY DOWNLOAD YOUR SEVIS /I-901 FEE RECEIPT AND
CONFIRMATION ONLINE BY VISITING THE [FMJFEE.com](https://www.fmjfee.com) PORTAL.**

Thank you.

**© MySEVISEFee.com
2021**